



The Parents' Guide to Google Classroom

What is Google Classroom?

Think of Google Classroom (GC)
as your child's digital link to learning.

Teachers use GC to share assignments,
homework, newsletters, and much more
with students AND parents!

Getting Started



Your child was provided with a secure login and password that is unique to them.

Check with his/her teacher to obtain this private information OR ask them to add you as a parent via email.

Getting Started



1

Click on the Google Chrome browser icon.

Getting Started



2

Type
www.clever.com/in/torrance
into your web
address bar.

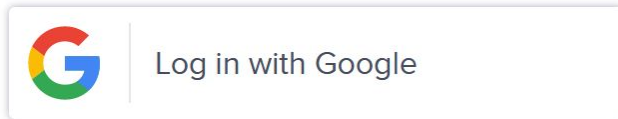
Getting Started

Torrance Unified School District

[Not your district?](#)

Hints for logging in with Google

Username hint:
Your email address



Having trouble? [Get help logging in!](#)

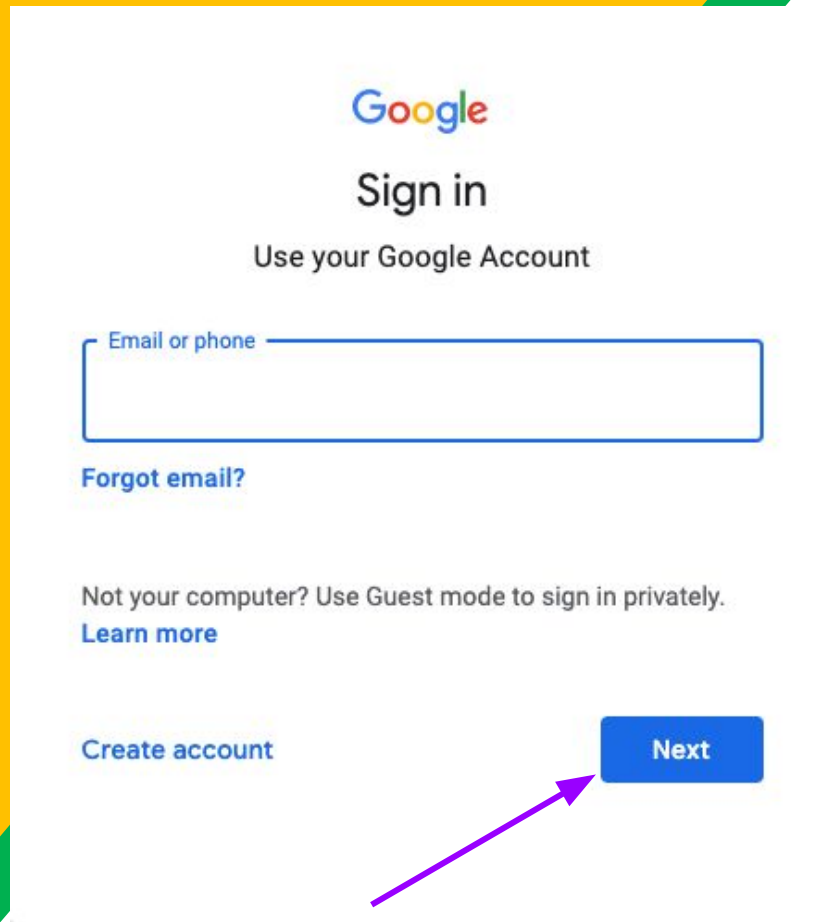


[District admin log in](#)



Click on [Log in with Google.](#)

Getting Started



Google

Sign in

Use your Google Account

Email or phone

[Forgot email?](#)

Not your computer? Use Guest mode to sign in privately.
[Learn more](#)

[Create account](#)

[Next](#)

4

Type in your child's
Google Email address
& click "next."

student_id#@etusd.org

Getting Started

Password=
1234567AB

5

Type in your
PASSWORD
& click "**next.**"

Google Applications



GMail



Google Drive



Calendar



YouTube



Sites



Classroom 

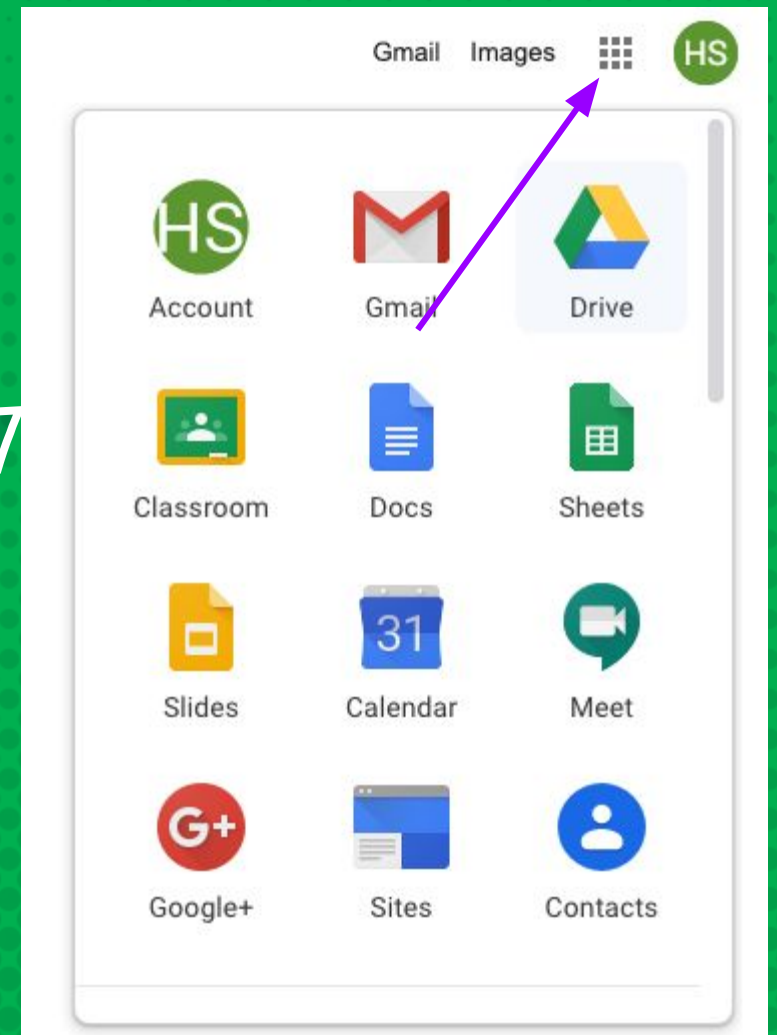


Google Drawing

NOW YOU'LL SEE
a list of technology tools
your child has access to.
Classroom is in the Google
section.

GOOGLE SUITE

Click on the 9 squares
(Waffle/Rubik's Cube) icon in the
top right hand corner to see
the Google Suite of Products!



GOOGLE ICONS TO RECOGNIZE:



CHROME



DOCS




DRIVE



SLIDES



SHEETS



FORMS



CALENDAR



GMAIL



PHOTOS



MAPS



KEEP



CLASSROOM



MEET



HANGOUTS



SITES



CONTACTS



CLOUD



CLOUD SEARCH



YOUTUBE




NEWS



VAULT



MY ACCOUNT

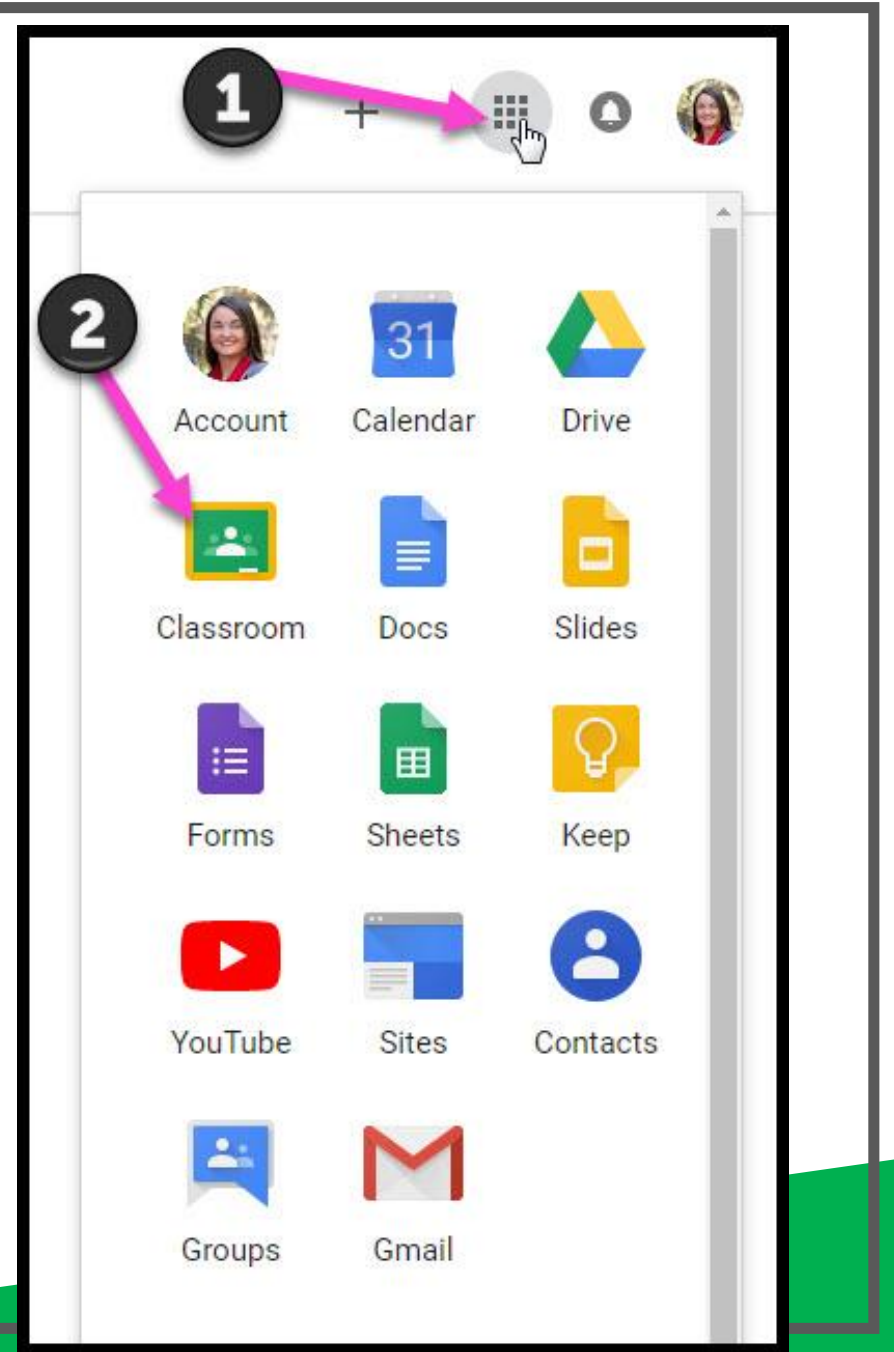


GROUPS

Navigating Classroom

1

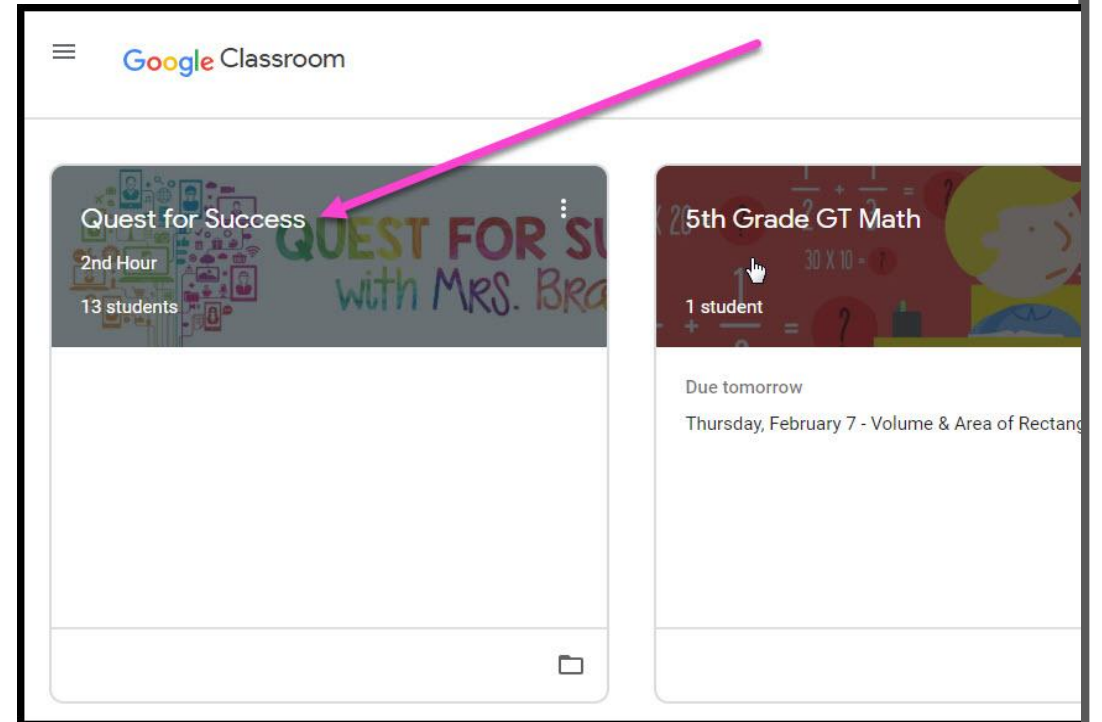
Click on the waffle button and then the [Google Classroom](#) icon.



Navigating Classroom

2

Click on the class you wish to view.

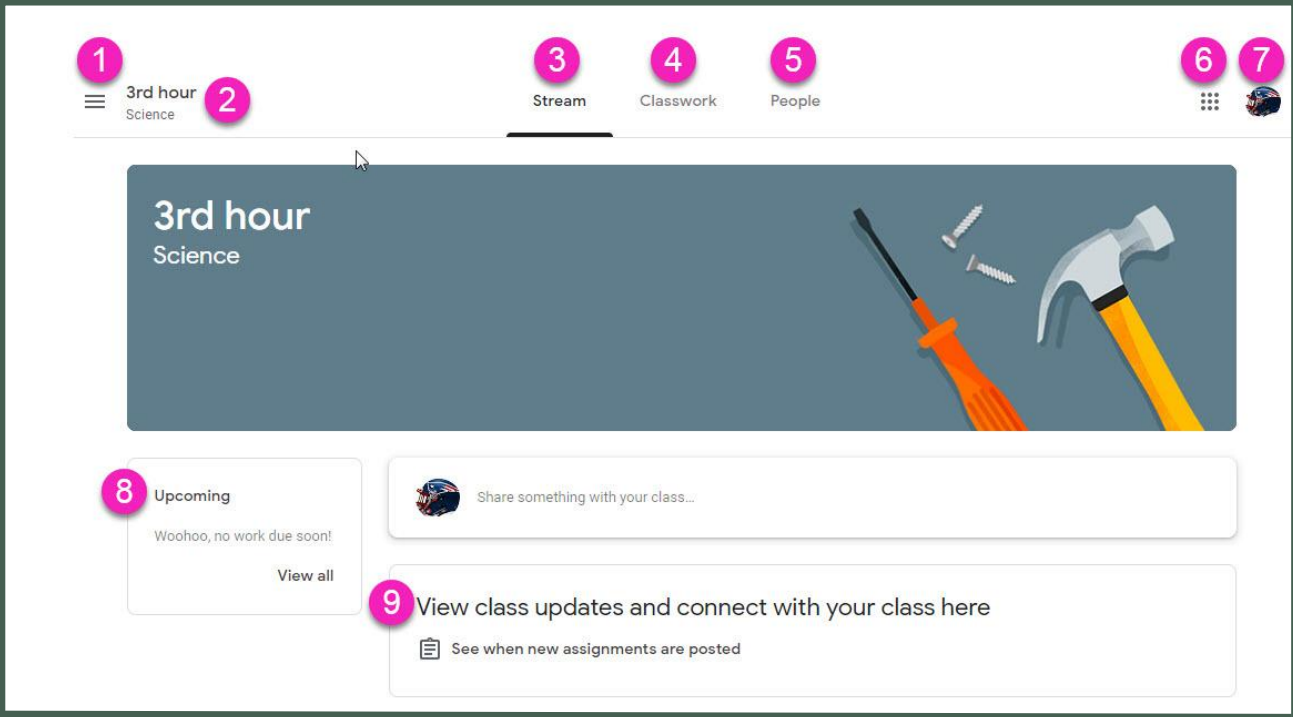


Navigating Classroom



 = High Interest for Parents

3

Page tools
(Left side)



The screenshot shows a Classroom page for '3rd hour Science'. The page layout includes a top navigation bar with a menu icon (1), the current class name (2), and tabs for 'Stream' (3), 'Classwork' (4), and 'People' (5). On the right side of the top bar are a waffle button (6) and a user profile icon (7). The main content area features a header for the class (2) with a background image of tools, an 'Upcoming' section (8) with a 'View all' link, a sharing box, and a section for class updates (9) with a 'See when new assignments are posted' option.

- 1 Menu of Classes
- 2 Current Class
- 3 Announcements Page
- 4 Assignments 
- 5 Teacher(s) & Classmates
- 6 Waffle Button (App Directory)
- 7 Your account
- 8 Upcoming Assignments 
- 9 Updates from your teacher

Navigating Classroom

4

Assignment
details

The screenshot displays the Classroom interface with the following elements and callouts:

- 1** Classwork Tab
- 2** View your work
- 3** Google Calendar and Class Drive folder
- 4** View your files
- 5** Topics available
- 6** Topic Headings
- 7** Assignment Title
- 8** Assignment Due Date
- 9** Assignment Status
- 10** Attached files/links
- 11** Click to view assignment

The interface shows a sidebar with 'All topics', 'Benchmark Tests', 'Daily Lesson Files', 'Assessments', 'Back to School', and 'Resources'. The main content area is titled 'Benchmark Tests' and shows a 'STAR Math Benchmark Test - BOY' due on Sep 3. Below this is a section for 'Daily Lesson Files' with an assignment titled 'For the Week of September 2 - 6' due today. The assignment status is 'Assigned'. The assignment details include a list of days and topics: Monday - NO SCHOOL (Labor Day), Tuesday - Multistep Equations (Also STAR Math Benchmark), Wednesday - Variables on Both Sides, Thursday - Infinite & No Solution Equations, and Friday - Algebraic Proportions. Four PDF files are attached: 'Day 1 - Multistep Equatio...', 'Day 2 - Variables on Both...', 'Day 3 - Infinite & No Solu...', and 'Day 4 - Algebraic Propor...'.

To-do Calendar

History 205 [More Icon]

Tionney teacher [Profile Icon]

Due tomorrow
Project #1

[Clipboard Icon] [Folder Icon]

Agricultural Econ 1 [More Icon]

Tionney teacher [Profile Icon]

Due today
9:00 AM – The Economics of M...

[Clipboard Icon] [Folder Icon]

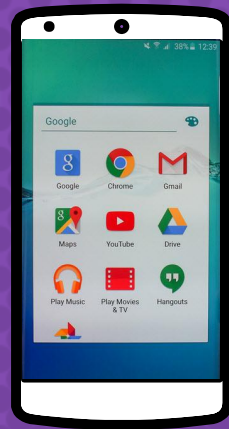
Chemistry 101 [More Icon]

Science
Tionney teacher [Profile Icon]

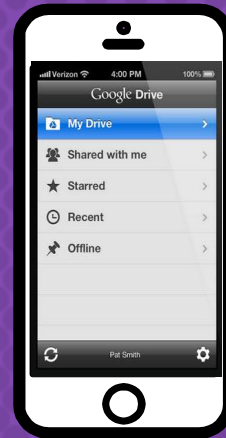
[Clipboard Icon] [Folder Icon]

ACCESS

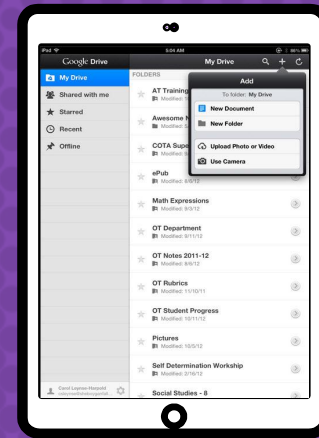
ANYWHERE



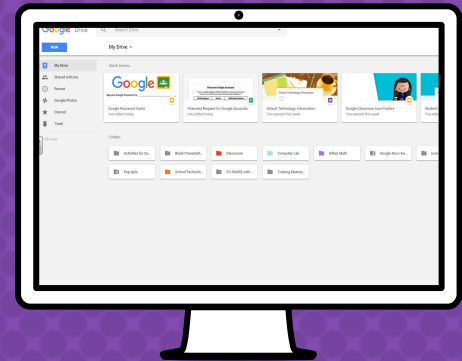
ANDROID



IPHONE



TABLET



DESKTOP



Google Drive

Google LLC Productivity

E Everyone

Offers in-app purchases

 This app is compatible with all of your devices.

GOOGLE APPS

allow you to edit Google
assignments from
any device that is connected
to the internet!



Download on the
App Store



GET IT ON
Google Play

QUESTIONS?