
















## Student/Parent Technology Help

\* Images on the left are all hyperlinks to the websites






App Name	What app is used for?	How to access and use apps?
	<ul style="list-style-type: none"> <li>• A program designed to help students advance their nonfiction reading skills</li> <li>• Assignments are tailored to each student's reading ability level</li> </ul>	<a href="#">List of live webinars for support</a>
	<ul style="list-style-type: none"> <li>• Titles for children ages 0-18 completely free of charge.</li> <li>• Divided into four different age groups (Teen, Tween, Elementary, and Littlest Listeners,)</li> <li>• Available in six different languages, these titles promise to entertain, engage, and educate.</li> <li>• Including classics like “Winnie the Pooh”, “Alice’s Adventures in Wonderland”, “Aladdin”, “Jane Eyre” and “The Call of the Wild.”</li> </ul>	Download the free app or access at <a href="http://stories.audible.com">stories.audible.com</a> and you will find a variety of children’s stories you can listen to for free
	<ul style="list-style-type: none"> <li>• An open-source web conferencing system for on-line learning</li> <li>• Enables the user to share documents (PDF and any office document), webcams, chat, audio, and your desktop</li> </ul>	<a href="#">Big Blue Button Tutorial for Students</a>
	<ul style="list-style-type: none"> <li>• Single sign-on platform that allows your child to access multiple resources without having to log in to each one individually</li> </ul>	<a href="#">Logging on to Clever</a> <a href="#">How to Use Clever at Home</a>
	<ul style="list-style-type: none"> <li>• High-quality free reading passages for grades 3-12</li> </ul>	<a href="#">Student Video- Getting Started With</a>

	<ul style="list-style-type: none"> <li>Articles, poetry, primary sources</li> </ul>	<a href="#">Commonlit</a>
	<ul style="list-style-type: none"> <li>Free learning platform used by TUSD, similar to Moodle platform</li> <li>Designed to provide educators, administrators, and learners with a single robust, secure and integrated system to create personalized learning environments</li> </ul>	<i>ID# ONLY</i> for the username <i>ID#</i> with two uppercase letters for the password.
	<ul style="list-style-type: none"> <li>Free web service that aims to simplify creating, distributing, and grading assignments in a paperless way</li> <li>Used to streamline the process of sharing files between teachers and students</li> </ul>	<a href="#">Parents' Guide to Google Classroom</a>  <a href="#">Google Classroom Tutorial for Students and Parents</a>  <a href="#">How to Turn in Assignments</a>
 <b>Google Meet</b>	<ul style="list-style-type: none"> <li>Video conferencing platform</li> <li>Students can mute their microphone if others are present at home or they are not speaking</li> <li>Students can also turn off the video camera, if needed</li> <li>Public chat feature for questions or comments</li> <li>Layouts can be changed to see some of the participants, but with a large group, you cannot see all participants</li> </ul>	<a href="#">Google Meet Tutorial</a>
	<ul style="list-style-type: none"> <li>Quickly scan print documents to turn them in digitally</li> </ul>	<a href="#">Using iPhone Notes to scan documents to turn in digitally</a>
	<ul style="list-style-type: none"> <li>Pear Deck Slides are very similar to a PowerPoint or Google Slides presentation</li> <li>Students can respond to teacher questions or prompts on the interactive slides</li> </ul>	<a href="#">Pear Deck tutorial</a>

 <p><b>Raz-Kids</b></p>	<ul style="list-style-type: none"> <li>• Students can listen to books for modeled fluency, read books for practice, and then record themselves reading so teachers can monitor progress</li> <li>• Books include Spanish, Song, Nursery Rhymes, Poetry and more</li> <li>• Because all books are available 24/7 via the Web, students can practice reading anytime, anywhere</li> </ul>	<p><a href="#">Logging in to Raz-Kids</a></p> <p><a href="#">Raz-Plus Home Access Tips</a></p> <p><a href="#">Raz Kids Webinar for Parents</a></p>
	<ul style="list-style-type: none"> <li>• Readworks is a site that has differentiated reading passages</li> <li>• Many teachers use this site to digitally assign articles to students</li> </ul>	<p><a href="#">Logging on to Readworks</a></p>
	<ul style="list-style-type: none"> <li>• A platform for student engagement where students use creative tools to take pictures, draw, record videos and more to capture learning in a portfolio</li> </ul>	<p><a href="#">Instructions for Logging Into Seesaw</a></p>
	<ul style="list-style-type: none"> <li>• ST Math is a visual math program that builds a deep conceptual understanding of math through rigorous learning and creative problem-solving</li> <li>• Students are assigned grade-level content through their classroom teacher</li> </ul>	<p><a href="#">Logging on to ST Math</a></p>
	<ul style="list-style-type: none"> <li>• A cloud-based video conferencing platform that can be used for video conferencing meetings, audio conferencing, webinars, meeting recordings, and live chat</li> </ul>	<p><a href="#">Zoom Tutorial for Parents/Students</a></p> <p><a href="#">Student Direction for Zoom</a></p> <p>*Please note - To connect on tablets and mobile devices, you'll need to download the Zoom app.</p>



Textbook Online Access

Textbook	Written and Video Tutorials
 <p><b>Wonders TK-5 Algebra 1</b></p>	<p>Log on Instructions:                      Step 1: Log in to Clever as shown above                      Step 2: Click on McGraw-Hill                      Step 3: Launch the Book</p>
 <p><b>Envision Math My World Social Studies K-5</b></p>	<p>Math and Social Studies</p> <ul style="list-style-type: none"> <li>● <a href="#">Realize Help for Students</a>: Realize Help provides students with the steps and information needed to improve their Realize experience. By using the menu at the top of the page, the search bar above, or browsing the featured content below to find information, students will receive answers to frequently asked questions.</li> <li>● <a href="#">Pearson Parent Letter with Support</a></li> </ul>
 <p><b>ELA 6-8</b></p>	<ul style="list-style-type: none"> <li>● <a href="#">How to Login and Basic Navigation Features</a></li> <li>● <a href="#">StudySync Student Library</a></li> </ul>
 <p><b>History/Social Studies 6-8, HS Gov/Econ</b></p>	<ul style="list-style-type: none"> <li>● <a href="#">Top 5 Ways Students Can Use TCI from Home</a></li> </ul> <p>*Students will have to log in to their TCI account to watch the video</p>
	<ul style="list-style-type: none"> <li>● <a href="#">How to Log On</a></li> <li>● <a href="#">How to Navigate an Assigned Video</a></li> </ul>

Other Free Learning Opportunities

- [Free Virtual Storytimes, Drawing Classes, Music Classes/Performances, Cooking Classes, Virtual Tours](#)

- [Free Educational Apps, Games, and Websites](#)